



ptimum *new range*



Solar module (72cells 6")

A-xxxP GS (320/325/330/335/340 W)

- **Optimize your instalations.**
- High module **efficiency** and stable power output based on leading process technology.
- **Outstanding electrical performance** under high-temperature conditions or low-irradiance conditions.
- Ease of installations due to the **innovative engineering design.**
- **Rigorous quality control** meets the highest international standard.
- **Warranty, 10-year** workmanship and **25-year** performance (80% power output).

Note: representative photo of the product, the modules are delivered with 5BB cells.

Please check our website for more detailed information on the terms and conditions of the warranty

→ www.atersa.com

Photovoltaic modules for the future





A-xxxP GS (ES) (xxx = rated power)

Electrical characteristics	A-320P GS	A-325P GS	A-330P GS	A-335P GS	A-340P GS
Maximum Power (Pmax)	320 W	325 W	330 W	335 W	340 W
Maximum Power Voltage (Vmp)	37.65 V	37.80 V	37.95 V	38.20 V	38.50 V
Maximum Power Current (Imp)	8.50 A	8.60 A	8.70 A	8.77 A	8.84 A
Open Current Voltage (Voc)	45.45 V	45.6 V	45.75 V	46.10 V	46.40 V
Short Circuit Current (Isc)	9.01 A	9.20 A	9.30 A	9.38 A	9.45 A
Module Efficiency (%)	16.49	16.75	17.01	17.26	17.52
Power Tolerance (W)			0/+5		
Maximum Series Fuse Ratings (A)			15		
Maximum System Voltage (IEC)			DC 1000 V (IEC)		
Normal Operating Cell Temperature (°C)			45.0±2		

Electrical characteristics tested at Standard Test Conditions (STC), defined as: Irradiance of 1000 w/m², spectrum AM 1.5 and temperature of 25 °C.
 Tolerance measures STC: ±3% (Pmp); ±10% (Isc, Voc, Imp, Vmp).
 Best in Class AAA solar simulator (IEC 60904-9) used, power measurement uncertainty is within +/- 3%

Mechanical specifications

Dimensions	1956x992x40 mm
Weight	20.9 kg
Max. static load, front (snow & wind)	2400 Pa (**)
Max. static load, back (wind)	2400 Pa
Max. hailstone impact (diameter/velocity)	25 mm / 23 m/s

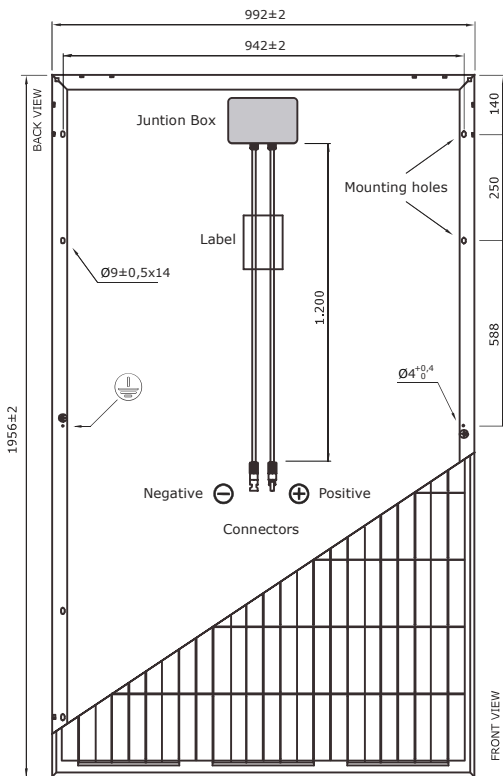
(**) 5400 Pa with 45 mm. height frame

Construction materials

Front cover (material /type/thickness) (*)	Tempered Glass, High Transmission/Low Iron/3.2 mm
Cell (quantity/type/dimensions)	72 cells (6x12)/Polycrystalline /156.75 x 156.75 mm
Frame (material/color)	Anodized aluminium alloy /silver
Junction box (protection degree)	IP67 / 3 diode
Cable (length/cross-section area)/Connector	1.200 mm / 4 mm ² / Combinable MC4 / IP67

(*) With anti-reflective coating

Panel construction generic view



NOTE: Drawing is not to scale.

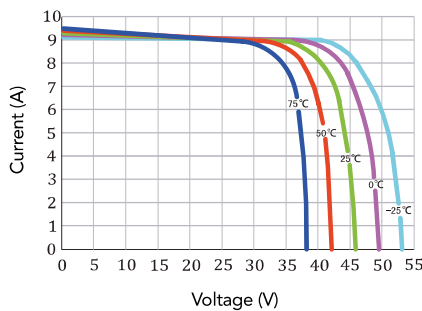
Temperature characteristics

Temp. Coeff. of Isc (TK Isc)	0.08558% /°C
Temp. Coeff. of Voc (TK Voc)	-0.29506% /°C
Temp. Coeff. of Pmax (TK Pmax)	-0.38001% /°C
Operating Temperature	-40 to +85 °C

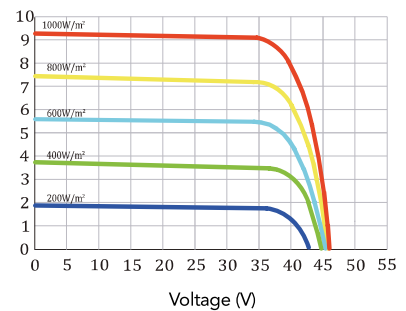
Packaging

Modules/pallet	26 pcs
Pallets/container HQ 40'	24 pallets
Modules/container HQ 40'	624 pcs
Pallets/container 20'	9 pallets
Modules/container 20'	234 pcs

Various Temperature (A-325P GS)



Various Irradiance (A-325P GS)



Official distributor:

DPV ENERGY
 Edificio Condes de Buñol
 C/ Isabel la Católica, 8
 46004 Valencia (Spain)
 +34 963 318 066
 info@dpvenergy.com



NB: The data contained in this documentation are subject to modification without prior notification.

➔ www.atersa.com • atersa@elecnor.com
 Madrid (Spain) +34 915 178 452 • Valencia (Spain) +34 961 038 430

Latest revision: 16/12/19
 Ref.: EN-MU-6P 6x12 GS (ES) (1)-D
 © Atersa SL, 2015

