



## ptimum *new range*



**Note:** representative photo of the product, the modules are delivered with 5BB cells.

Solar module (60 cells 6")  
**A-xxxP GS** (270/275/280/285 W)

- **Optimize your instalations.**
- High module **efficiency** and stable power output based on leading process technology.
- **Outstanding electrical performance** under high-temperature conditions or low-irradiance conditions.
- Ease of installations due to the **innovative engineering design.**
- **Rigorous quality control** meets the highest international standard.
- **Warranty, 10-year** workmanship and **25-year** performance (80% power output).





**A-xxxP GS (ES)** (xxx = rated power)

Electrical characteristics	A-270P GS	A-275P GS	A-280P GS	A-285P GS
Maximum Power (Pmax)	270 W	275 W	280 W	285 W
Maximum Power Voltage (Vmp)	31.80 V	32.00 V	32.20 V	32.40 V
Maximum Power Current (Imp)	8.50 A	8.60 A	8.70 A	8.80 A
Open Current Voltage (Voc)	37.40 V	37.60 V	37.80 V	38.00 V
Short Circuit Current (Isc)	9.14 A	9.25 A	9.36 A	9.47 A
Module Efficiency (%)	16.60	16.90	17.21	17.21
Power Tolerance (W)		0/+5		
Maximum Series Fuse Ratings (A)		15		
Maximum System Voltage (TUV)		DC 1000 V		
Normal Operating Cell Temperature (°C)		45±2		

Electrical characteristics tested at Standard Test Conditions (STC), defined as: Irradiance of 1000 w/m<sup>2</sup>, spectrum AM 1.5 and temperature of 25 °C.  
 Tolerance measures STC: ±3% (Pmp); ±10% (Isc, Voc, Imp, Vmp).  
 Best in Class AAA solar simulator (IEC 60904-9) used, power measurement uncertainty is within +/- 3%

**Mechanical specifications**

Dimensions (± 2 mm.)	1640x992x35 mm
Weight (± 0,5 kg)	17.75 kg
Max. static load, front (snow & wind)	2400 Pa (**)
Max. static load, back (wind)	2400 Pa
Max. hailstone impact (diameter/velocity)	25 mm / 23 m/s

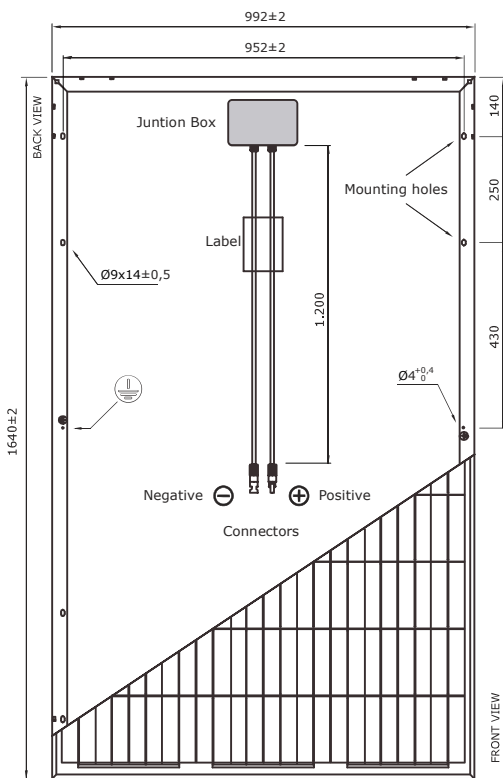
(\*\*) 5400 Pa with 45 mm. height frame

**Construction materials**

Front cover (material /type/thickness) (*)	Tempered Glass,High Transmission/Low Iron/3.2 mm
Cell (quantity/type/dimensions)	60 cells (6x10)/polycrystalline /156.75 x 156.75 mm
Frame (material/color)	Anodized aluminium alloy / silver
Junction box (protection degree)	IP67
Cable (length/cross-section area)/Connector	1.200 mm / 4 mm <sup>2</sup> / Combinable MC4

(\*) With anti-reflective coating

**Panel construction generic view**



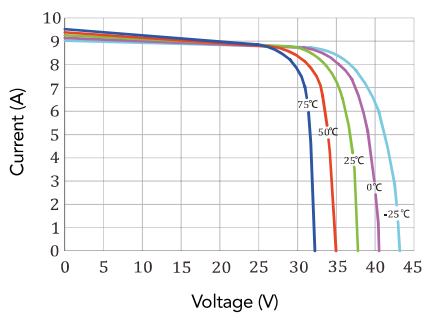
**Temperature characteristics**

Temp. Coeff. of Isc (TK Isc)	0.08558% /°C
Temp. Coeff. of Voc (TK Voc)	-0.29506% /°C
Temp. Coeff. of Pmax (TK Pmax)	-0.38001% /°C
Operating Temperature	-40 to +85 °C

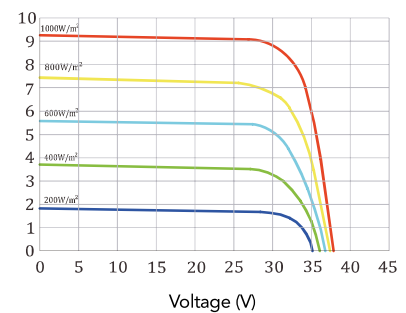
**Packaging**

Modules/pallet	30 pcs
Pallets/container 40' HQ	28 pallets
Modules/container 40' HQ	840 pcs
Pallets/container 20'	12 pallets
Modules/container 20'	360 pcs

**Various Temperature (A-275P GS)**



**Various Irradiance (A-275P GS)**



**Official distributor:**

**DPV ENERGY**  
 Edificio Condes de Buñol  
 C/ Isabel la Católica, 8  
 46004 Valencia (Spain)  
 +34 963 318 066  
 info@dpvenergy.com



The drawing is not to scale

NB: The data contained in this documentation are subject to modification without prior notification.

➔ [www.atersa.com](http://www.atersa.com) • [atersa@elecnor.com](mailto:atersa@elecnor.com)  
 Madrid (Spain) +34 915 178 452 • Valencia (Spain) +34 961 038 430

Latest revision: 16/12/19  
 Ref.: EN-MU-6P 6x10 GS (ES) (1)-D  
 © Atersa SL, 2016



IEC 61215  
 IEC 61730

